

---

# Instructions

## Answers



This means write down your answer or show your working and your answer.

## Calculators



You **must not** use a calculator in this test.

1. A shop kept a tally chart to show what flavours of milk shake they sold.

	Number of children	Number of adults
<b>chocolate</b>	 	 
<b>strawberry</b>	 	 
<b>vanilla</b>	 	 
<b>lemon</b>		
<b>orange</b>	 	

- (a) How many **children** bought an **orange** milk shake?



.....

1 mark

- (b) **Altogether**, how many people bought a **strawberry** milk shake?



.....

1 mark

- (c) How many **more adults than children** bought a **vanilla** milk shake?



.....

1 mark

- (d) How many **more children than adults** bought a **chocolate** milk shake?



.....

1 mark



2.



Can you make the totals in the table with exactly **three** coins?

For each total, show what the three coins could be.

Put a cross (✗) if the total is **not** possible with exactly three coins.




Total	What the three coins could be		
10p	✗		
11p	5p	5p	1p
12p			
13p	10p	2p	1p
14p			
15p			
16p			
17p			
18p			

.....

.....

.....  
3 marks

3. Look at this time interval.



Fill in the missing times.

(a)

(b)

(c)



**4. Calculate**

$$52 - 38 = \dots\dots\dots$$

1 mark

$$259 + 386 = \dots\dots\dots$$

1 mark

$$36 \times 4 = \dots\dots\dots$$

1 mark

$$135 \div 5 = \dots\dots\dots$$

1 mark

5. Here is a calendar for the last 4 months of the year 2000

September					
<b>M</b>		4	11	18	25
<b>T</b>		5	12	19	26
<b>W</b>		6	13	20	27
<b>T</b>		7	14	21	28
<b>F</b>	1	8	15	22	29
<b>S</b>	2	9	16	23	30
<b>S</b>	3	10	17	24	

October					
<b>M</b>		2	9	16	23 30
<b>T</b>		3	10	17	24 31
<b>W</b>		4	11	18	25
<b>T</b>		5	12	19	26
<b>F</b>		6	13	20	27
<b>S</b>		7	14	21	28
<b>S</b>	1	8	15	22	29

November					
<b>M</b>		6	13	20	27
<b>T</b>		7	14	21	28
<b>W</b>	1	8	15	22	29
<b>T</b>	2	9	16	23	30
<b>F</b>	3	10	17	24	
<b>S</b>	4	11	18	25	
<b>S</b>	5	12	19	26	

December					
<b>M</b>		4	11	18	25
<b>T</b>		5	12	19	26
<b>W</b>		6	13	20	27
<b>T</b>		7	14	21	28
<b>F</b>	1	8	15	22	29
<b>S</b>	2	9	16	23	30
<b>S</b>	3	10	17	24	31

(a) What day of the week is **December 26th**, 2000?



.....

1 mark

(b) A festival starts on the **5th Saturday** in **September**.  
What date in September is that?



.....

1 mark

(c) How many days are there **altogether** in the last 4 months of the year 2000?



.....

1 mark



6. Here is the 65 times table.

1	×	65	=	65
2	×	65	=	130
3	×	65	=	195
4	×	65	=	260
5	×	65	=	325
6	×	65	=	390
7	×	65	=	455
8	×	65	=	520
9	×	65	=	585
10	×	65	=	650

(a) Use the 65 times table to help you fill in the missing numbers.



$$65 \times 5 = \dots\dots\dots$$

.....  
1 mark

$$390 \div 65 = \dots\dots\dots$$

.....  
1 mark

$$12 \times 65 = \dots\dots\dots$$

.....  
1 mark

$$20 \times 65 = \dots\dots\dots$$

.....  
1 mark

---

(b) Use the 65 times table to help you work out  $16 \times 65$

Show how you do it.



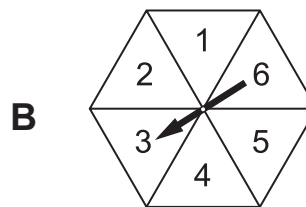
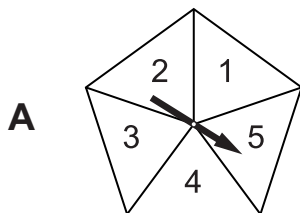
$$16 \times 65 = \dots\dots\dots \dots\dots$$

2 marks





7. (a) The diagram shows spinner A and spinner B.



Which spinner gives you the best chance to get **1**?

Tick (✓) your answer.



spinner A

spinner B

doesn't matter

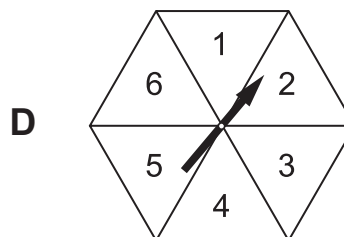
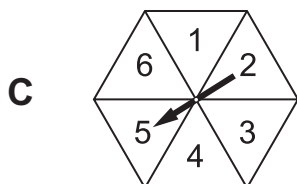
Explain **why** you chose that answer.



1 mark

(b) Here are two different spinners.

The spinners are the same shape but different sizes.



Which spinner gives you the best chance to get **3**?

Tick (✓) your answer.



spinner C

spinner D

doesn't matter

Explain **why** you chose that answer.

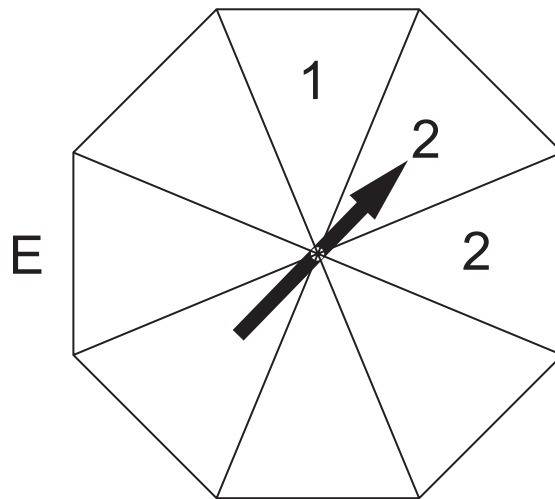


1 mark

- 
- (c) Each section of spinner E is the same size.  
Fill in numbers on spinner E so that **both** of these statements are true.

It is **equally likely** that you will spin **3** or **2**

It is **more likely** that you will spin **4** than **2**

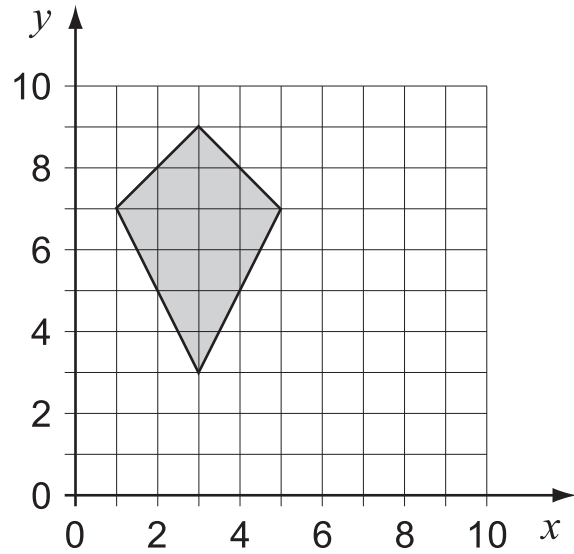


.....

.....  
2 marks



8. Look at the shaded shape.



(a) **Two** statements below are correct.

Tick the correct statements.



The shape is a **quadrilateral**.

The shape is a **trapezium**.

The shape is a **pentagon**.

The shape is a **kite**.

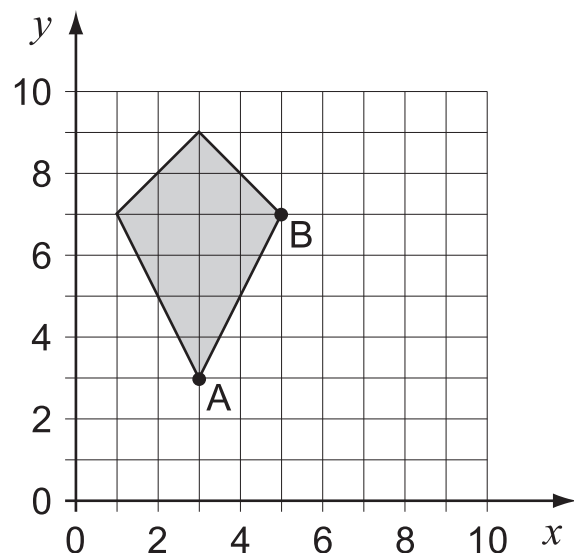
The shape is a **parallelogram**.

1 mark

(b) What are the co-ordinates of point **B**?



(     ,     )



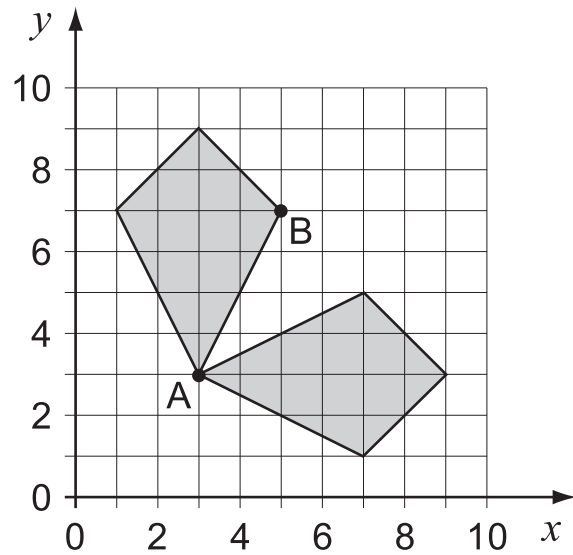
1 mark

(c) The shape is **reflected** in a mirror line.

Point A stays in the same place.

Where is point **B** reflected to?

Put a cross on the grid to show the correct place.



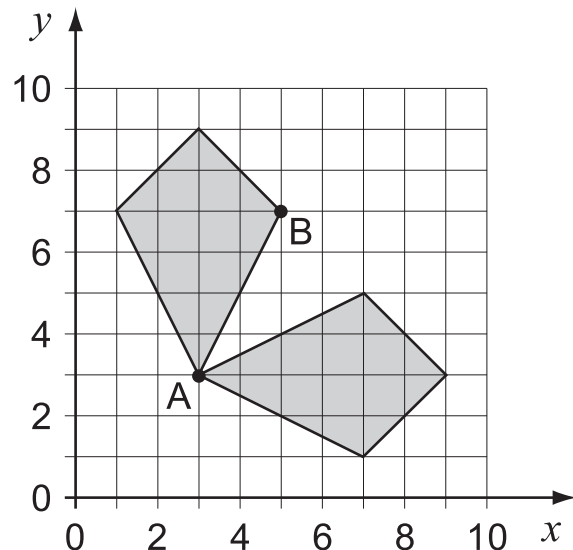
1 mark

(d) Now the shape is **rotated**.

Point A stays in the same place.

Where is point **B** rotated to?

Put a cross on the grid to show the correct place.



1 mark



9. Mark and James have the same birthday.  
They were born on 15th March in different years.

(a) Mark will be **12** years old on 15th March, **2001**

How old will he be on 15th March, **2010**?



..... years old

.....  
1 mark

(b) In what year was Mark born?



.....

.....  
1 mark

(c) James will be **half** of Mark's age on 15th March, 2001

In what year was James born?



.....

.....  
1 mark

10. A pupil recorded how much rain fell on 5 different days.

Results:

	Amount in cm
Monday	0.2
Tuesday	0.8
Wednesday	0.5
Thursday	0.25
Friday	0.05

(a) Fill in the gaps with the correct day.



The **most** rain fell on .....

1 mark

The **least** rain fell on .....

1 mark

(b) How much **more** rain fell on Wednesday than on Thursday?



cm

1 mark

(c) How much rain fell altogether on **Monday, Tuesday and Wednesday**?



cm

1 mark

Now write your answer in millimetres.

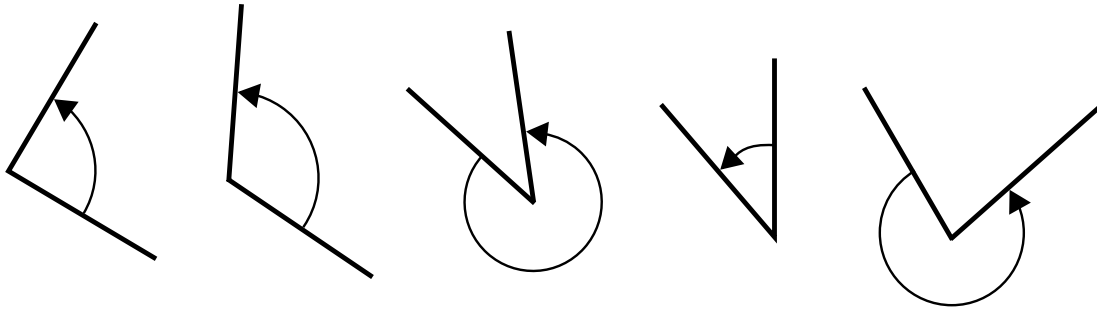


mm

1 mark



11. Look at these angles.



angle P

angle Q

angle R

angle S

angle T

(a) One of the angles measures  $120^\circ$

Write its letter.



.....

1 mark

(b) Complete the drawing below to show an angle of  $157^\circ$

Label the angle  $157^\circ$



.....

2 marks

(c) 15 pupils measured two angles.

Here are their results.

**Angle A**

Angle measured as	Number of pupils
$36^\circ$	1
$37^\circ$	2
$38^\circ$	10
$39^\circ$	2

**Angle B**

Angle measured as	Number of pupils
$45^\circ$	5
$134^\circ$	3
$135^\circ$	4
$136^\circ$	3

Use the results to decide what each angle is most likely to measure.



Angle **A** is ..... $^\circ$

How did you decide?



1 mark



Angle **B** is ..... $^\circ$

How did you decide?

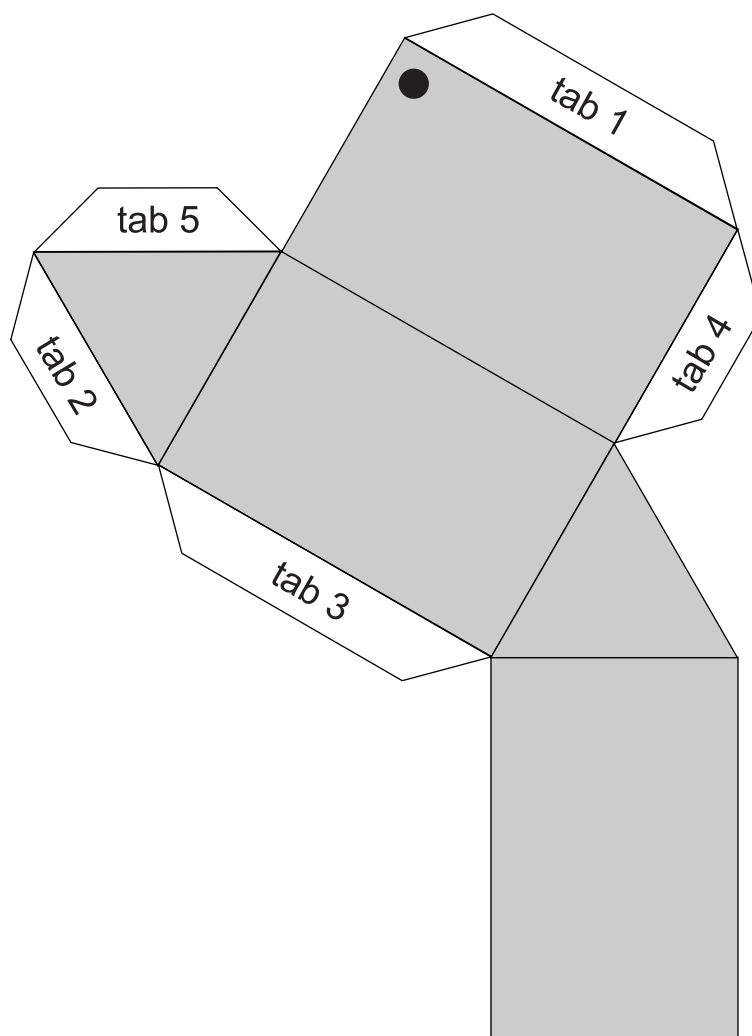


1 mark





12. The sketch shows the net of a triangular prism.



The net is folded up and glued to make the prism.

- (a) Which edge is **tab 1** glued to?  
On the diagram, label this edge A
- (b) Which edge is **tab 2** glued to?  
Label this edge B
- (c) The corner marked ● meets two other corners.  
Label these two other corners ●

.....  
1 mark

.....  
1 mark

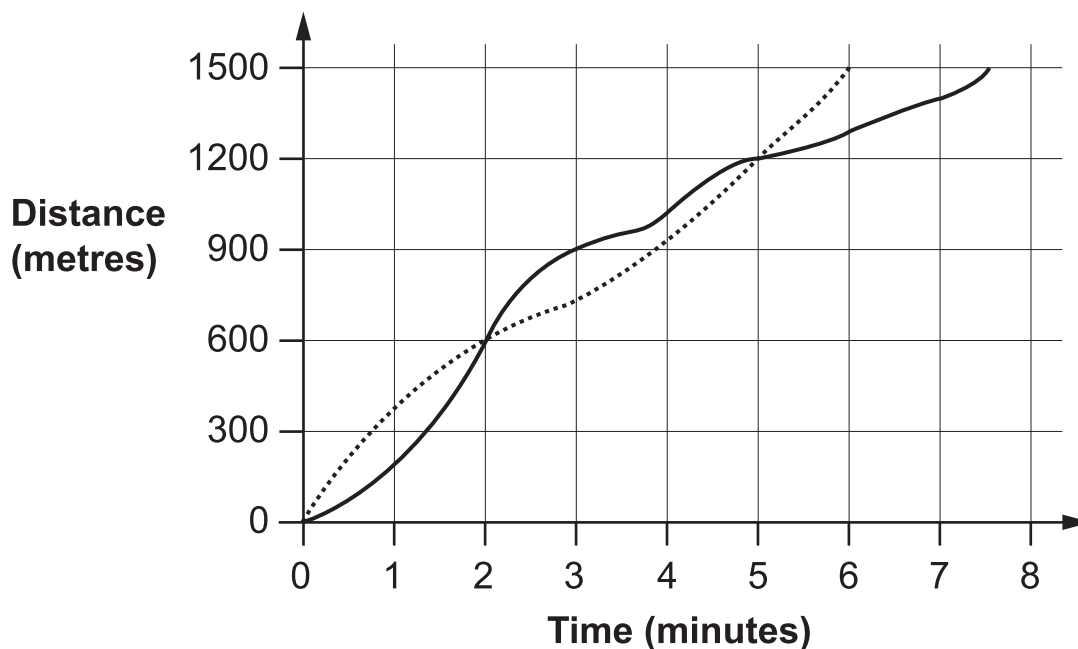
.....  
1 mark

13. Maria and Kay ran a 1500 metres race.

The distance-time graph shows the race.

..... Maria

— Kay



Use the graph to help you fill in the gaps in this report of the race.



Just after the start of the race, Maria was in the lead.

At 600 metres, Maria and Kay were level.

Then Kay was in the lead for ..... minutes.

At ..... metres, Maria and Kay were level again. ....

..... won the race. 2 marks

Her total time was ..... minutes.

..... finished ..... minutes later. 1 mark



14. The table shows some percentages of amounts of money.

	£10	£30	£45
5%	50p	£1.50	£2.25
10%	£1	£3	£4.50

You can use the table to help you work out the missing numbers.



$$15\% \text{ of } £30 = \text{£} \boxed{\phantom{000}}$$

1 mark

$$£6.75 = 15\% \text{ of } \text{£} \boxed{\phantom{000}}$$

1 mark

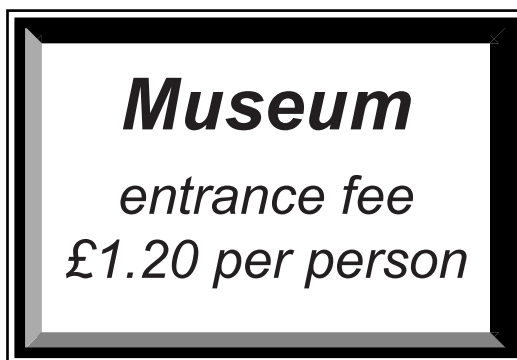
$$£3.50 = \dots\dots\% \text{ of } £10$$

1 mark

$$25\text{p} = 5\% \text{ of } \text{£} \boxed{\phantom{000}}$$

1 mark

15.



- (a) **240 people** paid the entrance fee on Monday.

How much money is that altogether?

Show your working.



£
---

.....

.....  
2 marks

- (b) The museum took **£600** in entrance fees on Friday.

How many people paid to visit the museum on Friday?

Show your working.



..... people

.....

.....  
2 marks

16. Write each expression in its simplest form.

$$7 + 2t + 3t$$



.....

.....  
1 mark

$$b + 7 + 2b + 10$$



.....

.....  
1 mark

---

**END OF TEST**

