

En

YEAR
7

LEVELS
3-4

2007

English test


Reading answer booklet

Flying High

First name _____

Last name _____

School _____



Remember

- Your teacher will tell you how long you have for this test, including reading time.
- You should wait until you are told to start work in this booklet.
- The booklet contains different types of questions. The spaces for answers and the number of marks indicate how much you need to write.
- When a question includes a page reference, you should refer to the text on that page to help you with your answer.
- Ask your teacher if you are not sure what to do.

For marker's use only

Page	Marks
3	
5	
7	
9	
11	
13	
15	
TOTAL	

Part 1

Questions 1–13 are about *Circus for Young People* (pages 4–5).

1. Draw lines to match the following movements to the appropriate activity.

Pedal ●

● Tightrope

Fly ●

● Unicycle

Balance ●

● Trapeze

(1 mark)

○
Q1

2. Look at the second paragraph.

Who should you be taught by if you want to become a good circus performer?

(1 mark)

○
Q2

3. Why is it safer to learn circus skills at the circus school?

Tick **two**.

It's in your home town.

You use the latest safety equipment.

You learn to fly through the air.

You keep your feet on the ground.

You learn in a supportive environment.

(1 mark)

○
Q3

please turn over

○
Total

4. **Find** and **copy** one skill you might improve on the **acrobatics** course.

(1 mark)



Q4

5. Which two skills do you have to do as part of a group?

Tick **two**.

human pyramid

cartwheel

tower

handstand

juggling

(1 mark)



Q5

6. What is **one** advantage of learning to juggle, according to the text?

(1 mark)



Q6

7. a) What do you need to learn **before** beginning three-ball juggling?

(1 mark)



Q7a

b) What must you learn **before** beginning the flying trapeze?

(1 mark)



Q7b

8. Match the following people to the course that would interest them the most.

I am quite good at cartwheels.

● Trapeze

I will be able to practise at home.

● Acrobatics

I am daring.

● Juggling

(1 mark)



Q8

9. Look at the *Static Trapeze* section.

What do the words *smile through gritted teeth* mean?

Tick **one**.

The performer is always happy.

The performer has upper body strength.

The performer pretends that it is easy.

The performer has strong teeth.

(1 mark)



Q9



10. Look again at pages 4 and 5.

What are three benefits of learning circus skills?

Tick **three**.

- team building
- you can do dangerous things
- keeping your brain active
- you can go to the circus
- making costumes
- physical fitness

(2 marks)



Q10

11. **Tick** to show if the following are true or false.

The first one has been done for you.

- | | T | F |
|--|--------------------------|-------------------------------------|
| You must be an expert to start classes. | <input type="checkbox"/> | <input checked="" type="checkbox"/> |
| It's best to start with lots of courses. | <input type="checkbox"/> | <input type="checkbox"/> |
| You can work on a trapeze with a friend. | <input type="checkbox"/> | <input type="checkbox"/> |
| You can only juggle with balls. | <input type="checkbox"/> | <input type="checkbox"/> |
| Courses run for half a school term. | <input type="checkbox"/> | <input type="checkbox"/> |

(2 marks)



Q11

12. Why have pictures been used in *Circus for Young People*?

Give **two** reasons.

1 _____

2 _____

(2 marks)



Q12

13. What is the purpose of this text?

Tick **one**.

to make people visit the circus

to encourage people to join circus skills classes

to explain how to juggle

to encourage you to practise your skills

(1 mark)



Q13



Total

please turn over

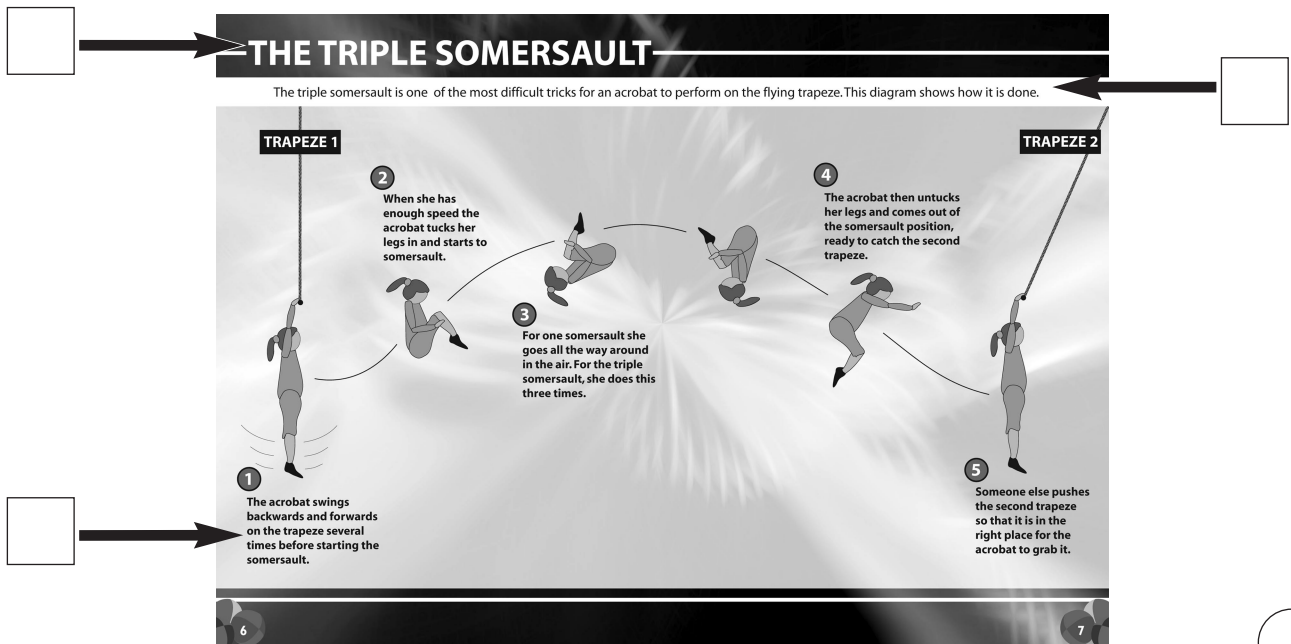
Questions 14–17 are about *The Triple Somersault* (pages 6–7).

14. Put a letter in each box to label the different parts.

A – Introduction

B – Stages

C – Title



(1 mark)

Q14

15. Why does the acrobat swing backwards and forwards on the trapeze before starting the somersault?

(1 mark)

Q15

16. At which stage does the acrobat stop holding her legs?

Write the number.

(1 mark)



Q16

17. Why is the acrobat shown six times on the diagram?

Tick **one**.

because she is doing it in slow motion

to show that she spins round six times

because there are six acrobats

to show the different stages of the somersault

(1 mark)



Q17



Part 2

Questions 18–29 are about *The Catch* (pages 8–11).

18. Look at page 8.

Find and **copy** a phrase that tells you that Gino was cross with his sister at the beginning.

_____ (1 mark)



Q18

19. How did Bella **first** realise her mother had injured herself?

Tick **one**.

Bella saw her mother on the floor.

Her mother needed a hand to get up.

Bella heard a moan.

Her mother's face was twisted in pain.

(1 mark)



Q19

20. Look at pages 8 and 9.

When Bella found her mother had been injured, what did she do to help her?

Write **two** things.

1 _____

2 _____

(2 marks)



Q20

21. Look at page 9.

After Mia twisted her ankle, Franco and Bella came up with different suggestions for what to do about the show.

Complete the bubbles to show what Franco and Bella suggested.

Franco:

Bella:



(1 mark)



(1 mark)



Q21a



Q21b

22. Look at page 9.

Why is Bella's mother so determined that the show should go ahead?

Explain as fully as you can.

(2 marks)



Q22



Total

please turn over

23. *Eventually, Franco nodded.* (page 10)

What does the word *eventually* tell you?

Tick **one**.

that it was four hours later

that he didn't decide straight away

that he wasn't interested

that he was angry with Bella

(1 mark)



Q23

24. Why does the author include information about the spotlights, the smell of popcorn and candyfloss and the music of the orchestra?

Tick **one**.

to make it funny

to describe the audience

to build atmosphere


to explain what it looked like

(1 mark)



Q24

25. Fill in the thought bubble to show what Bella might be thinking as she waits to perform.



(3 marks)

Q25

26. *she felt her brother's hands snap on to her wrists* (page 11)

Why does the author use the word *snap*?

Tick **one**.

to show she was swinging

because she gasped loudly

to show that he grabbed tightly

because the trapeze broke

(1 mark)

Q26

please turn over

Total

27. Why do you think the Flying Fratellis performed the triple somersault last in the show?

(1 mark)



Q27

28. 'You're a star' (page 11)

Explain why Gino says this.

(2 marks)



Q28

29. Draw lines to match the following events with where they took place in the story.

Gino and Bella's argument

Caravan

Mia's fall

Big Top

Bella's performance

Outside

(1 mark)



Q29

Question 30 is about the whole booklet.

30. Draw lines to match each text to the organisational feature used.

Circus for Young
People

Paragraphs

The Triple Somersault

Numbering

The Catch

Subheadings

(1 mark)



Q30



Acknowledgements

Illustrations for front cover, question 21 and question 25 by Celia Canning