



'Getting Going with Autograph'

Some important changes in Version 3.3

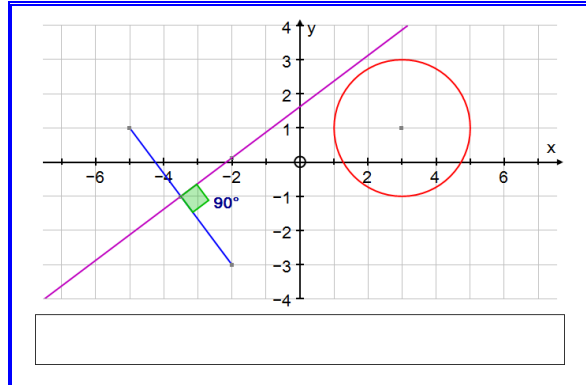


Equal Aspect - Standard Level



In Standard Level a New Graph Page will always default to 'Equal Aspect' so that circles will look like circles and Perpendiculars will be at 90° .

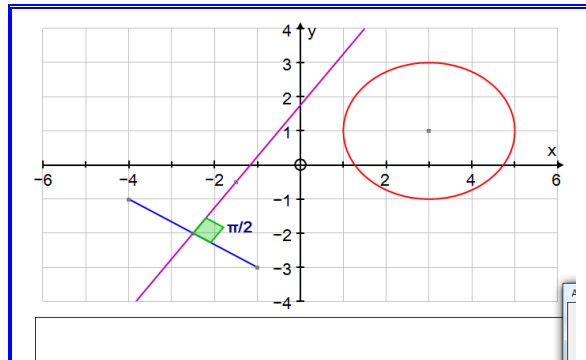


If you want to choose your own scales (using Edit Axes) you must **untick** the Equal Aspect option!



Equal Aspect - Advanced Level

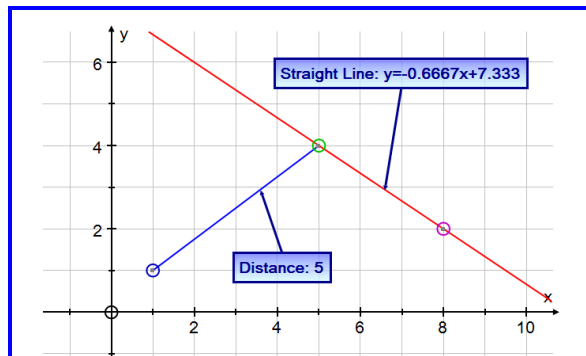
In Advanced Level a New Graph Page is **not** in Equal Aspect. If you require the same scale on each axis at this level you will need to click  on the Graphing Tool Bar or choose Equal Aspect in the  Edit Axes option



Dynamic Text

On selecting two points and choosing 'Line Segment' only the distance is now given (not equation of line)

If you require the equation of the line you have to choose the 'Straight Line' option as shown opposite



Photos can be inserted using 'Drag and Drop'

